

# Overcome Accessibility Barriers with VESTNER



## Commercial Platform Lifts and Elevators

Vestner's range of platform lifts and elevators are an ideal lift choice for providing an access solution for commercial buildings, educational facilities and retail premises.

Whether it is to meet the access needs of a staff member or student, or to provide public access, particularly where stairs are expected to carry most of the traffic, a platform lift or elevator may be the right choice.

- Suitable for indoor and outdoor settings.
- Limited site preparation - easy installation.
- Range of models suitable for rises up to 4m.
- Bring your building up to code.
- New Zealand designed and manufactured by disability access specialists.

Vestner's Pandect series of lifts and elevators are a safe and cost effective solution in overcoming accessibility barriers in the commercial environment.

### Safety and Compliance

Designed to overcome accessibility barriers with client's needs and **safety** foremost, the Pandect lift series meet **compliance** requirements and New Zealand disability codes and recommendations.

Lifts have been certified for Access Equipment Safety and Structural Engineering Compliance by independent certifiers and are compliant with the relevant Building Codes.

Lifts have been issued with a Certificate of Plant Design Registration by WorkCover NSW Government.



Talk to us today.  
NZ: Free phone 0800 358 383  
AU: Contact one of our Australian  
distributors listed at [vestner.com.au](http://vestner.com.au)

NZ & AU  
STANDARDS  
AND  
BUILDING CODE  
COMPLIANT  
LIFTS

Vestner is New Zealand's leading designer, manufacturer, installer and exporter of platform lifts and elevators.

# PANDECT ASCENSA

## Open Platform Lift

The most popular open platform lift is suitable for a range of settings, with a maximum rise of up to 1 metre. The perfect solution for accessing mezzanine floors, auditorium and school stages.

Vertical rise - max 1 metre.



# PANDECT EXTOLLO

## Open Platform Lift

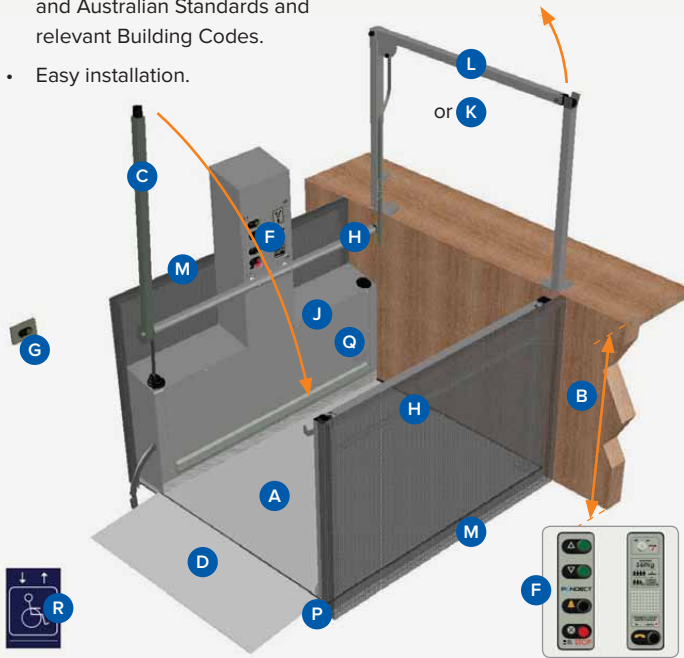
Ideal for providing access to different floor levels with a rise of up to 1.5 metres, the Pandect EXTOLLO open platform lift provides an unobtrusive access solution for clients and customers. Preassembled and simply bolted into place - suitable for all environments.

Vertical rise - max 1.5 metres.



- New Zealand designed and manufactured by access specialists.
- Meets requirements of the New Zealand and Australian Standards and relevant Building Codes.
- Easy installation.

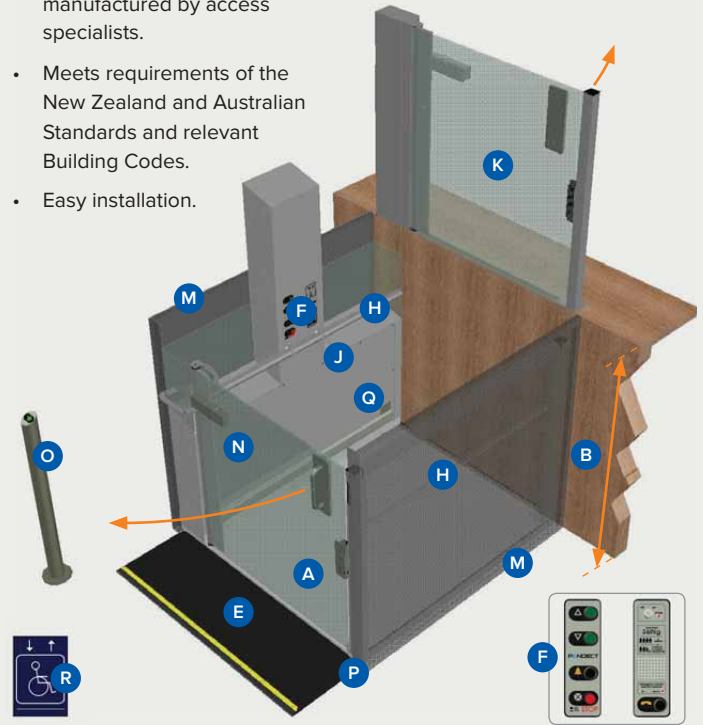
PANDECT




- |                           |                             |
|---------------------------|-----------------------------|
| A. User platform          | J. Emergency lowering valve |
| B. Maximum vertical rise  | K. Landing gate             |
| C. Car barrier arm        | L. Landing barrier arm      |
| D. Retractable ramp       | M. Lift shaft walls         |
| F. Car controls           | P. Under car barrier blind  |
| G. Landing call buttons   | Q. Manufacturing plate      |
| H. Car support/hand rails | R. Signage & documentation  |

- New Zealand designed and manufactured by access specialists.
- Meets requirements of the New Zealand and Australian Standards and relevant Building Codes.
- Easy installation.

PANDECT



- |                             |                            |
|-----------------------------|----------------------------|
| A. User platform            | M. Lift shaft walls        |
| B. Maximum vertical rise    | N. Car gate                |
| E. Threshold ramp           | O. Call bollard            |
| F. Car controls             | P. Under car barrier blind |
| H. Car support/hand rails   | Q. Manufacturing plate     |
| J. Emergency lowering valve | R. Signage & documentation |
| K. Landing gate             |                            |





# PANDECT MAXIS

## Enclosed Platform Elevator

Superior design and manufacture, the MAXIS enclosed platform elevator is suitable for rises of up to 4 metres. Surface installed and self supporting, the MAXIS is ideal for new builds and retrofits in a range of settings.

Vertical rise - max 4 metres.



- New Zealand designed and manufactured by access specialists.
- NZBC and NZ Standards Compliant. Plant Design Reg NSW Government pending.
- Compact design suitable for 'through floor' or open mezzanine areas.

PANDECT

- Limited site preparation - easy installation.
- Range of models, suitable for education facilities, retail and commercial environments and private dwellings.



MAXIS



MAXIS

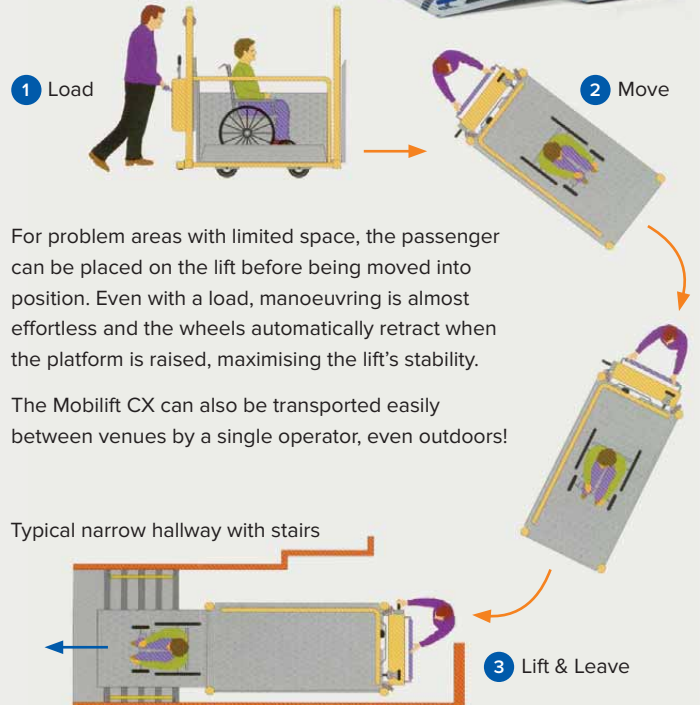
# MOBILIFT CX

## Portable Platform Lift

When a fixed lift is not deemed suitable, or the need is temporary, the Mobilift CX portable lift may be the best option for those access needs. Easy to operate and move between locations and available for sale or hire. No power source is required. Canadian designed and manufactured.

Vertical rise - max 1.5 metres.

- Compact design for both indoor and outdoor use.
- Manual operation, no power source required.
- Commercial or residential applications.
- Safe and easy to operate.
- For sale or hire.
- New Zealand's sole distributor.



MOBILIFT CX

# Commercial Lift Specifications

Lift and Elevator Types	1m rise lifts			1.5m rise lifts		1 - 4m rise elevators
General	ASCENSA 260	ASCENSA 340	ASCENSA 500	EXTOLLO 260	EXTOLLO 340	MAXIS & MAXIS-Compact
Platform size (mm)	1000 x 1200	1100 x 1400	1100 x 1400	1000 x 1200	1100 x 1400	1100 x 1400 1100 x 1100 (C)
Lift / Elevator footprint (mm)	1210 x 1210	1310 x 1410	1310 x 1410	1210 x 1210	1310 x 1410	1309 x 1582 1309 x 1309 (C)
Placement	Indoor or outdoor - surface mounted fixed direct to concrete pad or timber flooring or 50 - 60mm (model dependant) pit option to provide level access					
Floor to floor rise - max (mm)	1000	1000	1000	1500	1500	4000
Rated load (kg)	260	340	500	260	340	500
Orientation	Entry, exit and lift control position to suit various environments					
Primary finish (other finishes available)	Silver grey, glass, aluminium, black trim					Silver grey, glass, black trim
Controls						
On/Off key switch	✓	✓	✓	✓	✓	✓
Push buttons: Up and Down, Audible Alarm, Stop	✓	✓	✓	✓	✓	✓
Communication phone	opt	opt	opt	opt	opt	opt
Tactile and Braille identification	✓	✓	✓	✓	✓	✓
Landing call buttons	✓	✓	✓	✓	✓	✓
Remote control - handheld	opt	opt	opt	opt	opt	opt
Additional controls opp lift tower	opt	opt	opt	opt	opt	-
Safety and Security						
Car barrier arm and retractable ramp	✓	✓	✓	-	-	-
Car gate (threshold ramp incl'd) - manual open and self close	opt	opt	opt	✓	✓	-
- fully automatic	opt	opt	opt	opt	opt	-
Car handrail	✓	✓	✓	✓	✓	✓
Under-car barrier (blind)	✓	✓	✓	✓	✓	-
Car wall with handrail	✓	✓	✓	✓	✓	-
Lift shaft walls (bolt down)	opt	opt	opt	opt	opt	-
Lift shaft enclosure	-	-	-	-	-	✓
Upper landing barrier arm	opt	opt	opt	-	-	-
Upper landing gate - manual open and self close	opt	opt	opt	✓	✓	Standard auto
Lower landing door	Available option					Standard auto
Battery backup and charge light	✓	✓	✓	✓	✓	✓

Automation of landing protection (gates and doors) and car gate is an available option, on most models.

Vestner's product range also includes Residential Lifts, Elevators and Stair Lifts

For further information or to discuss your specific needs free phone Vestner 0800 358 383 or if residing in Australia contact one of Vestner's distributors listed at vestner.com.au

**Vestner NZ Limited**  
Unit 1, 17 Wise Street  
Addington  
Christchurch 8024  
New Zealand

Phone: +64 3 338 5188  
Email: info@vestner.co.nz